

1. The 49 schools requiring further evaluation, based on agreed criteria

Alfred Salter Primary School	Ark Globe Academy	Bellenden Primary School	Bessemer Grange Primary School	Brunswick Park Primary School
Camelot Primary School	Charlotte Sharman Primary School	Cobourg Primary School	Comber Grove School	Crawford Primary School
Dog Kennel Hill School	English Martyrs' Roman Catholic Primary School	Friars Primary Foundation School	Galleywall Primary School	Goodrich Community Primary School
Goose Green Primary and Nursery School	Grange Primary School	Harris Primary Academy Peckham Park	Harris Primary Free School Peckham	Hollydale Primary School
Ilderton Primary School	Ivydale Primary School	John Donne Primary School	John Keats Primary School	Keyworth Primary School
Michael Faraday School	Oliver Goldsmith Primary School	Peter Hills with St Mary's and St Paul's CofE Primary School	Phoenix Primary School	Pilgrims' Way Primary School

Appendix 3: Supplementary data

Riverside Primary School	Robert Browning Primary School	Rotherhithe Primary School	Rye Oak Primary School	Saint Joseph's Catholic Primary School, the Borough
Snowsfields Primary School	St Anthony's Catholic Primary School	St Francis RC Primary School	St George's Cathedral Catholic Primary School	St George's Church of England Primary School
St James' Church of England Primary School	St John's and St Clement's Church of England Primary School	St Joseph's Catholic Infants School	St Jude's Church of England Primary School	St Mary Magdalene Church of England Primary School
St Paul's Church of England Primary School	Surrey Square Primary School	Tower Bridge Primary School	Victory Primary School	

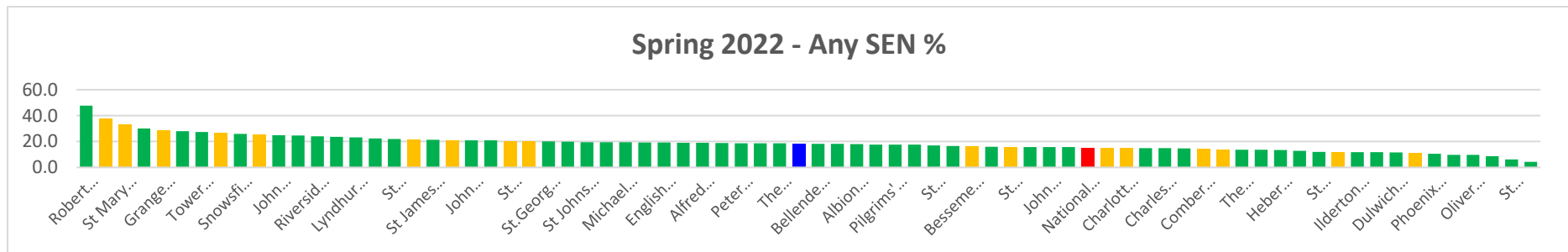
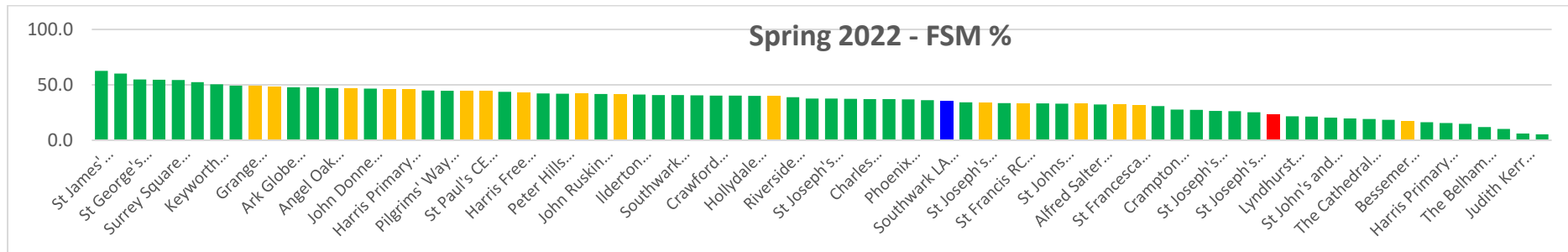
Appendix 3: Supplementary data

2. Equalities piano charts for all Southwark primary schools

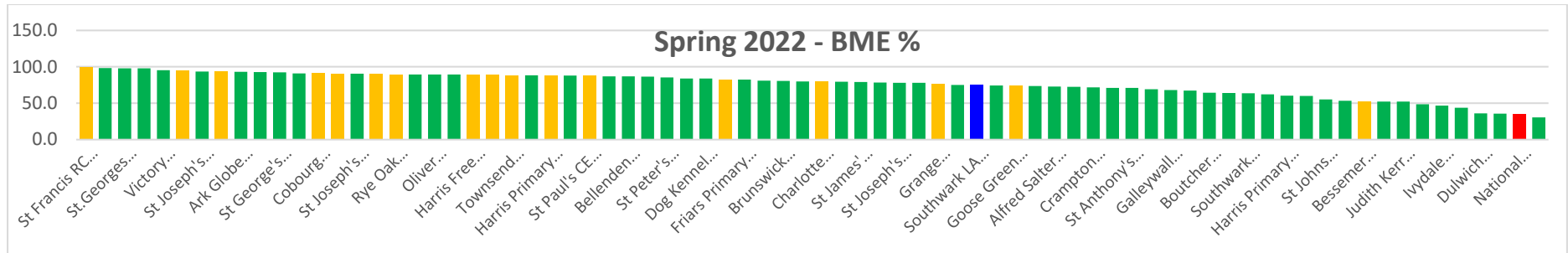
Red= National average

Blue= Southwark average

Yellow bars represent a school that is currently recommended to make a change (PAN reduction/ amalgamation)



Appendix 3: Supplementary data



Appendix 3: Supplementary data

3. Actions taken since 2019

PA	Primary School	Previous PAN	Agreed PAN	Reduction
1	St George's Cathedral RC	60	30	-30
	Charlotte Sharman	60	30	-30
	English Martyrs RC	60◇	30◇	-30◇
	Keyworth	90	60	-30
	St John's Walworth‡	30‡	0‡ (closed)	-30‡
	Robert Browning	60	30	-30
2	Phoenix*	120*	90*	-30*
	Ilderton◇	60◇	30◇	-30◇
3	Hollydale	45	30	-15
	Bellenden	60	30	-30
	Camelot	75	60	-15
	Ivydale	120	90	-30

Appendix 3: Supplementary data

	St Francis RC◇	60◇	30◇	-30◇
	Harris Primary Free Peckham¶¶	60¶¶	30¶¶	30¶¶
	Harris Peckham Park†	60†	30†	-30†
	St Francesca Cabrini RC† ‡	30* 60†	0 *(closing) 30†	-30* -30†
4	Brunswick Park	75	60	-15
	Comber Grove	45	30	-15
	Dog Kennel Hill◇	60◇	30◇	-30◇
	Crawford	90	60	-30
Total agreed		1,350 (45FE)	780 (26FE)	-570 (19FE)

School PAN reductions by school, by planning area – PANs reduced from September 2019 unless otherwise noted

**PAN reduction from September 2020 onwards*

†PAN reduction from September 2021 onwards

¶¶ PAN reduction from September 2022 onwards

◇ PAN reduction agreed from September 2023 onwards

‡ Closure of school agreed from September 2021

** School closing in September 2023*

Appendix 3: Supplementary data

2024/25								
2025/26								
2026/27								

Appendix 3: Supplementary data

Recommendation Assessment Template: PRIMARY

Criterion/ Principle: Quality of provision

Instructions:

Data provider: Please provide the data requested below in the format requested.

Name of School	Existing Ofsted Grade (and date)	
	1	Outstanding
	2+	Good, re-inspection in two years with view to being graded as outstanding
	2	Good
	2-	Good, re-inspection in two years with view to being graded as requires improvement
	3	Requires improvement
	4	Inadequate

Name of School	Ofsted Grade (expected)	Assessment by link adviser informed by school improvement overview
	Current assessment of evidence at time of the evaluation.	Write a summary narrative here explaining current assessment based on evidence gathered by SELA team – ideally bullet points Impact of school within LA – hub, engaged in school –to- school support.

Appendix 3: Supplementary data

Recommendation Assessment Template: PRIMARY

Criterion/ Principle: Budget health

Instructions:

Data provider: Please provide

1. A RAG rating of the budgetary health of the school, where red = in very poor health, amber = in poor health and green= in good health.

Ratings should take into account:

- a. The year-end financial position for the past 5 years,
- b. Financial projections/ forecast for the next 3 financial year(s) and include assumptions these are based on.
- c. Internal Audit Assurance level from latest report and high priority recommendations
- d. Any existing intelligence about rolls, staffing, capital, reserves/ deficits, loans and repayments.

2. A brief summary explaining the rating and any anomalies that the recommendation maker should be aware of (eg high level of maternity leave/ agency cover this year)

Criteria templates: Quality of Buildings and Estate

Recommendation Assessment Template: PRIMARY

Criterion/ Principle: Quality of estate & buildings

Instructions:

Data provider: Please provide the data requested below in the format requested.

A) How old is the building?

B) How easy would it be to bring the school up to a net zero standard? (grade this from 0= impossible and/ or very costly, to 5= simple and/ or inexpensive)

	Yes/ No/ No information held	Any further comment
Does the school have a condition survey from DfE?		
Have there been any major changes to the building(s) since the last condition survey?		
Has the survey identified any major issues with the building(s) (e.g. asbestos/ health and safety issues)?		
Is the school compliant with all relevant regulations (to be based on health and safety info)?		

Does the school have a maintenance programme in place?		
Does the school have a full time premises manager or equivalent?		
Is the building listed?		
Is the building in a conservation area?		
Is there sufficient play space for the existing and projected number of pupils (consult rolls officer)?		
Is there sufficient floor space for existing and projected number of pupils?		
Is it an appropriate space for its use?		
Has this building been built or expanded recently as part of the 2009 expansion programme?		

Criteria templates: Local Issues

Recommendation Assessment Template: PRIMARY

Criterion/ Principle: Local issues

Instructions:

Data provider: Please provide the data requested below in the format requested.

	Yes/ No	Any additional comment
Is it the only school of its designation in a 0.5 mile radius?	Yes= Green No= Red	
Is there a Resource Base in the school?	Yes= Green No = Red	
Is it on the border with other boroughs (ie would we lose the children from that school to other boroughs)?	Yes= Green No= Red	
Is there a Nursery or provision for 2 year olds in the school?	Yes= Green No= Red	
What percentage of the children in this school are from other boroughs?	High percentage= Green Low percentage = Red	
Are there any issues that you are aware of that should stop this school being put forward for consideration for change?	Yes (and what)= Green No= Red	
Are there any issues that you are aware of that should support this	Yes = Red No= Green	

school being put forward for consideration for change?		
Are alternative options covered by the congestion or low emission zones? (would parents incur more cost sending their children to another school?)	Yes= Green No= Red	
What percentage of children has an EHCP?	Over X% = Green Under X% = Red	
Any other issues to consider not covered by other templates (please just note them)	Note the issues in the additional comment column	

Majority Green= recommendation not to change

Majority Red= recommendation to make a change